

**JOINT SPECIAL MEETING
OF THE TIPPECANOE COUNTY
BOARD OF COMMISSIONERS and COUNTY COUNCIL**

MEETING MINUTES

Tuesday, January 13, 2025
10:00 a.m.

Tippecanoe Room, Tippecanoe County Office Building
20 N 3rd Street, Lafayette, Indiana

Commissioners present: President Tracy Brown, Vice President Tom Murtaugh, Member David Byers.

Councilmembers present: Vice President Kathy Vernon, Members John Basham, Ben Carson, Lisa Dullum, Ben Murray, Barry Richard. President Jody Hamilton was absent.

Others present: Attorney Doug Masson, Auditor Jennifer Weston, Recording Secretary Teena Zachary, Commissioners Assistant Paula Bennett.

Vice President Kathy Vernon reconvened the County Council meeting. The Board of Commissioners President Brown called the meeting to order and introduced Greg Guerrettaz, of Financial Solutions Group (FSG), to discuss where we've been, where we are, and where we're likely to go financially.

Where We've Been

Mr. Guerrettaz referenced a summary of historical revenues and expenses of the General Fund, stating that the total spendable appropriation for 2022 was \$56M, 2023 was \$62M, and 2024 was \$68M, which is an aggressive ramp rate on expenses. He stated that total revenue of \$62M for 2022, \$65M for 2023, and \$70M for 2024 amounted to a \$20M cash balance, which he considered to be good. In 2025, projected revenue was \$67M, with expenses projected at \$69M. However, the Fund balance of \$18.7M was lower than the projected ending balance of \$19.9M.

Mr. Guerrettaz stated his concern that expenses exceeded revenues in 2025, mainly due to health care costs. Auditor Weston stated \$3M was transferred from the General Fund to the Self-Insurance Fund 4710; the Self-Insurance Fund has a current balance of \$5.3M and is holding steady. Mr. Guerrettaz suggested that salary increases and health insurance costs should be discussed simultaneously when budgeting each year.

Where We Are

Mr. Guerrettaz referenced the 2026 budget appropriation of \$73.5M, with revenue of \$66M, is a huge gap widening between revenue and expenses. What he's seeing in 2026 is a cash balance of \$12M, which is low for the General Fund.

Councilmember Dullum asked if during the budget process, we projected spending \$7M of the cash. Auditor Weston stated the \$7M was spent between 2025 and 2026; clarifying that \$3M was transferred out of the General Fund in 2025 and \$3M was used to fund 2026 operating expenses.

Commissioner Murtaugh asked Mr. Guerrettaz if he is utilizing departments' projections for revenue. Mr. Guerrettaz stated he used historical numbers for his projections but will be updating the Plan with 2025 actuals. He stated this brings up a good point – that the 2027 budget planning starts now and should include input from department heads for both revenues and expenses. The Commissioners should make recommendations for salary increases as well as group health insurance. He'd like to see the health insurance renewal by June 1. He suggested a monthly department head budget meeting, beginning in February, to be separate and apart from normal meetings.

Mr. Guerrettaz stated that he had previously suggested a 0.10% correctional facility income tax and stated the LIT will increase overall for 2026. Councilmember Basham asked about the amount of

revenue generated for a community corrections tax. Councilmember Murray stated the tax of 0.1% would generate approximately \$6.2M.

Other points Mr. Guerrettaz made during discussions:

- Interest income is decreasing and there will be lost revenue with the new circuit breaker tax credits.
- Reimbursements received from the State for housing Level 6 felons in the county jail would no longer be available as a source of revenue. Reimbursements from the Department of Corrections (DOC) are expected to change to actual inmate count rather than a leveled revenue method.
- Salaries enacted for 2026 were the best decisions; an extra pay would negatively impact the General Fund.
- Minimum General Fund target balance of \$11M is good, but the cash balance is nearing that minimum. Cash working capital available is 93 days, which is lower than he'd like to see.
- Additional funds may be needed for the Liability Reserve Fund due to the issue of insuring correctional facilities.
- Suggestion to adopt the maximum CCD rate of \$0.333.
- Changes to Fire and EMS are coming.

Mr. Guerrettaz asked how much additional money will be needed for group health insurance in 2027; specifically, over and above what is budgeted in the General Fund at this point. Human Resources Director Sadie McKinley stated the projected premium increases are enough to make the account flush. Mr. Guerrettaz asked about the increase percentage for 2027. Director McKinley stated that a consistent increase of 0.5% to 1% year-to-year on the premiums makes sense, but we expect to be on the downturn of high claim costs. Mr. Guerrettaz asked if health insurance is allocated to non-General funds; Auditor Weston concurred and stated that appropriations are proportional to the funds from which employees are paid.

Councilmember Carson asked for perspective of the cash working capital numbers, specifically the 93 days available. Most counties improved on cash balance due to interest income through 2025. Tippecanoe County is probably in the lower one-third of counties based on what Mr. Guerrettaz has seen in other communities.

Councilmember Basham asked about alternatives to self-insurance costs. Director McKinley stated the insurance broker ensures the organization is in the right space and that it would be difficult and costly to cycle between self-insured and fully insured; expect 20% to 30% increases year-over-year in those scenarios.

Where We're Going

Mr. Guerrettaz noted the new SB1 delays the new LIT to 2029. If the council adopts the 0.1% correctional LIT rate, it would be in place for one or two years and would automatically sunset whenever the new LIT is enacted. Mr. Guerrettaz referenced an SB1 impact analysis (attached). An LSA study suggested a max rate of 1.2% LIT rate is too high, so in current legislation it's been lowered to 0.7%. This one-size-fits-all approach may not work for all municipalities.

Auditor Weston asked for recommendations for setting aside LIT for periods when it falls below what is anticipated, noting it is not as stable as property taxes. Mr. Guerrettaz suggested implementing a buffer or a strategic plan; however, with lower max rates, a buffer may not be attainable.

Councilmember Dullum asked for clarification about the maximum rate of 1.2% being lowered to 0.7% in SB1, but the impact statement shows 0.5% and 1.2%. Mr. Guerrettaz explained that 0.5% is the county's current effective rate. Council member Dullum asked if the rate is lowered to 0.7%, would there be budget flexibility. Mr. Guerrettaz stated 0.5% does not include LIT supplemental distributions, but concurred there is a bit of room. Tippecanoe County ranks 79 out of 92 counties in terms of the current LIT rate. He believes it is highly likely the new legislation will pass. He stated that the five-year

Capital Improvement Plan (CIP) becomes critical if budget resources are needed because we wouldn't have much runway left for operations.

Councilmember Murray commented about a possible 0.1% tax increase of the correctional facility to generate approximately \$6.2M; suggesting transferring expenses from the General Fund to Public Safety for two years to allow temporary flexibility and relief of the General Fund. Mr. Guerrettaz stated that the increases in healthcare for inmates and operating expenses are increasing. Councilmember Basham asked about the impact on an employee's pay. The impact is \$100 per \$100,000 salary.

Commissioner Brown reminded the group this is not the first time we've been in a tight financial situation; it was tough in years 2008-2010. It will take council, commissioners, and department heads working together. Councilmember Vernon suggested leadership send a unified message and look at whether to fill vacant positions and whether departments are performing duties outside legal requirements.


In summary, Mr. Guerrettaz emphasized the importance of addressing both revenue and expenses, updating the Sustainability Plan, and 2027 budget planning with department heads.

Councilmember Murray moved to adjourn, second by Councilmember Dullum. Vice President Vernon adjourned the meeting. Commissioner Byers moved to adjourn, second by Vice President Murtaugh. President Brown adjourned the meeting.

**TIPPECANOE COUNTY BOARD OF
COMMISSIONERS**



Tracy A. Brown, President



Thomas P. Murtaugh, Vice-President




David S. Byers, Member

ATTEST:




Jennifer Weston, Auditor 03/02/2026


TIPPECANOE COUNTY COUNCIL



Jody Hamilton, President




Kathy Vernon, Vice President




John R. Basham II

absent

Ben Carson



Lisa Dullum



Ben Murray



Barry Richard

ATTEST:



Jennifer Weston, Auditor 03/10/2026

TIPPECANOE COUNTY, INDIANA

**Income Tax Analysis
Estimated 2028 Tax Rates and Impact**

Based on 2024 Income Levels

Prepared as of
January 9, 2025



FSG Corp
**Financial Solutions
Group Inc.**

TIPPECANOE COUNTY, INDIANA

Senate Enrolled Act 1 LIT Impact Summary - Maximum Rates

Local Income Tax	Maximum Rate
County Services *	1.20%
Fire Protection & EMS	0.40%
Nonmunicipal Civil Taxing Units	0.20%
Maximum Combined Rate	1.70%
	1.70%
Small Cities and Towns Services (<3,500 pop.)	1.20%
OR	
Large Cities and Towns Services (≥ 3,500 pop.)	1.20%
Maximum Total Rate	2.90%
	2.90%
Special Purpose LIT	Based on Legislation

*Allows a Maximum of 0.30% for Homestead Property Tax if enacted by the County.

TIPPECANOE COUNTY, INDIANA

Senate Enrolled Act 1 LIT Impact Timing

Timetable #1: County Services, Fire Protection and EMS, Allocation and Distribution of Tax Rates

When a county council, as adopting body for the county, adopts, increases, decreases, or rescinds a tax rate, or affecting the allocation and distribution of taxes, the ordinance reflecting such action takes effect as follows:

- (1) An ordinance adopted on or before October 1 takes effect on January 1 of the immediately succeeding calendar year.
- (2) An ordinance adopted after October 1 but on or before December 31 of the same calendar year takes effect on January 1 of the second succeeding calendar year.

Timetable #2: Nonmunicipal Civil Taxing Units and Municipal Unit Tax Rates

An ordinance adopted to impose a tax rate to distribute to nonmunicipal civil taxing units and municipal units must be adopted on or before October 1. The law does not indicate what happens if an ordinance is adopted after October 1.

- (2) For Municipalities:

For a municipality that increases, decreases, or rescinds a tax rate under Ind. Code § 6-3.6-6-22, the ordinance reflecting such action takes effect as follows:

- (1) An ordinance adopted on or before October 1 takes effect on January 1 of the immediately succeeding calendar year.
- (2) An ordinance adopted after October 1 but on or before December 31 of the same calendar year takes effect on January 1 of the second succeeding calendar year.

TIPPECANOE COUNTY, INDIANA

2026 Estimated Local Income Tax Distributions

Unit	Old COIT	Public Safety Distribution	Economic Development Distribution	Total Distribution
TIPPECANOE COUNTY	\$ 14,240,617	\$ 5,228,561	\$ 11,426,496	\$ 30,895,674
FAIRFIELD TOWNSHIP	194,778	-	-	194,778
JACKSON TOWNSHIP	31,135	-	-	31,135
LAURAMIE TOWNSHIP	44,941	-	-	44,941
PERRY TOWNSHIP	135,996	-	-	135,996
RANDOLPH TOWNSHIP	48,813	-	-	48,813
SHEFFIELD TOWNSHIP	85,262	-	-	85,262
SHELBY TOWNSHIP	4,082	-	-	4,082
TIPPECANOE TOWNSHIP	60,204	-	-	60,204
UNION TOWNSHIP	16,083	-	-	16,083
WABASH TOWNSHIP	604,464	-	-	604,464
WASHINGTON TOWNSHIP	115,593	-	-	115,593
WAYNE TOWNSHIP	45,189	-	-	45,189
WEA TOWNSHIP	479,186	-	-	479,186
LAFAYETTE CIVIL CITY	12,311,705	4,520,345	10,329,949	27,161,999
WEST LAFAYETTE CIVIL CITY	3,718,537	1,365,292	2,951,669	8,035,498
OTTERBEIN CIVIL TOWN	44,546	16,355	35,654	96,555
BATTLE GROUND CIVIL TOWN	145,459	53,406	115,480	314,345
CLARKS HILL CIVIL TOWN	29,730	10,916	23,604	64,250
DAYTON CIVIL TOWN	83,305	30,586	66,196	180,087
SHADELAND CIVIL TOWN	167,000	61,316	132,678	360,994
BENTON COMMUNITY SCHOOL CORPORATION	-	-	-	-
LAFAYETTE SCHOOL CORPORATION	-	-	-	-
TIPPECANOE SCHOOL CORPORATION	-	-	-	-
WEST LAFAYETTE COMMUNITY SCHOOL CORP	-	-	-	-
OTTERBEIN PUBLIC LIBRARY	7,478	-	-	7,478
WEST LAFAYETTE PUBLIC LIBRARY	269,536	-	-	269,536
TIPPECANOE COUNTY PUBLIC LIBRARY	1,208,838	-	-	1,208,838
TIPPECANOE COUNTY SOLID WASTE MGMT DIST	-	-	-	-
GREATER LAFAYETTE PUBLIC TRANSPORTATION	943,788	-	-	943,788
OTTERBEIN FIRE PROTECTION TERRITORY	9,177	-	-	9,177
TOTAL	\$ 35,045,442	\$ 11,286,777	\$ 25,081,726	\$ 71,413,945

NOTE: The County also has a 0.1411% LIT Rate (\$8,847,579 in 2026) currently used for Property Tax Relief that is not included above.

TIPPECANOE COUNTY, INDIANA

2028 Estimated Local Income Tax

Unit	County Services	Fire & EMS	Nonmunicipal Civil Taxing Units	Small Cities/Towns	Large Cities/Towns	Total Distribution
TIPPECANOE COUNTY	\$ 31,352,158	\$ -	\$ -	\$ -	\$ -	\$ 31,352,158
FAIRFIELD TOWNSHIP	-	-	895,463	-	-	895,463
JACKSON TOWNSHIP	-	-	8,248	-	-	8,248
LAURAMIE TOWNSHIP	-	-	42,824	-	-	42,824
PERRY TOWNSHIP	-	-	152,678	-	-	152,678
RANDOLPH TOWNSHIP	-	-	16,227	-	-	16,227
SHEFFIELD TOWNSHIP	-	-	65,364	-	-	65,364
SHELBY TOWNSHIP	-	-	43,211	-	-	43,211
TIPPECANOE TOWNSHIP	-	-	158,267	-	-	158,267
UNION TOWNSHIP	-	-	29,576	-	-	29,576
WABASH TOWNSHIP	-	-	1,079,973	-	-	1,079,973
WASHINGTON TOWNSHIP	-	-	41,040	-	-	41,040
WAYNE TOWNSHIP	-	-	28,364	-	-	28,364
WEA TOWNSHIP	-	-	573,981	-	-	573,981
LAFAYETTE CIVIL CITY	-	-	-	-	27,379,030	27,379,030
WEST LAFAYETTE CIVIL CITY	-	-	-	-	8,129,184	8,129,184
OTTERBEIN CIVIL TOWN	-	-	-	137,790	-	137,790
BATTLE GROUND CIVIL TOWN	-	-	-	442,759	-	442,759
CLARKS HILL CIVIL TOWN	-	-	-	144,535	-	144,535
DAYTON CIVIL TOWN	-	-	-	320,386	-	320,386
SHADELAND CIVIL TOWN	-	-	-	423,247	-	423,247
OTTERBEIN PUBLIC LIBRARY	-	-	11,554	-	-	11,554
WEST LAFAYETTE PUBLIC LIBRARY	-	-	450,408	-	-	450,408
TIPPECANOE COUNTY PUBLIC LIBRARY	-	-	1,419,167	-	-	1,419,167
TIPPECANOE CO SOLID WASTE MGMT DIST	-	-	-	-	-	-
GREATER LAFAYETTE PUBLIC TRANSP	-	-	1,254,086	-	-	1,254,086
CITY OF LAFAYETTE FIRE DEPT	-	3,934,629	-	-	-	3,934,629
TIPPECANOE EMER AMB SERV	-	10,816,137	-	-	-	10,816,137
WEST LAFAYETTE FIRE DEPT	-	2,473,068	-	-	-	2,473,068
BUCK CREEK VFD	-	434,092	-	-	-	434,092
CLARKS HILL-LAURAMIE VFD	-	199,865	-	-	-	199,865
RANDOLPH TOWNSHIP VFD	-	86,097	-	-	-	86,097
SHADELAND VFD	-	127,052	-	-	-	127,052
SHEFFIELD VFD	-	523,993	-	-	-	523,993
TIPPECANOE TOWNSHIP VFD	-	572,035	-	-	-	572,035
WABASH TOWNSHIP VFD	-	3,759,513	-	-	-	3,759,513
WEA TOWNSHIP VFD	-	1,919,277	-	-	-	1,919,277
WEST POINT VFD	-	203,779	-	-	-	203,779
OTTERBEIN FIRE PROT TERR	-	32,190	-	-	-	32,190
TOTAL	\$ 31,352,158	\$ 25,081,726	\$ 6,270,432	\$ 1,468,718	\$ 35,508,213	\$ 99,681,247

TIPPECANOE COUNTY, INDIANA

2028 Estimated Local Income Tax Rates

County Rate	Plus	Taxing District	City/Town Rate	Total Rate
Tippecanoe County		Fairfield Township	Small City/Town Rate 0.05%	1.05%
		Lafayette - Fairfield	Lafayette Tax Rate 1.07%	2.07%
		Jackson Township	Small City/Town Rate 0.05%	1.05%
		Lauramie Township	Small City/Town Rate 0.05%	1.05%
		Clarks Hill - Lauramie	Small City/Town Rate 0.05%	1.05%
		Perry Township	Small City/Town Rate 0.05%	1.05%
		Lafayette - Perry	Lafayette Tax Rate 1.07%	2.07%
		Randolph Township	Small City/Town Rate 0.05%	1.05%
		Sheffield Township	Small City/Town Rate 0.05%	1.05%
		Dayton - Sheffield	Small City/Town Rate 0.05%	1.05%
		Lafayette - Sheffield	Lafayette Tax Rate 1.07%	2.07%
		Shelby Township	Small City/Town Rate 0.05%	1.05%
		Otterbein - Shelby	Small City/Town Rate 0.05%	1.05%
		Tippecanoe Township	Small City/Town Rate 0.05%	1.05%
		Battle Ground - Tippecanoe	Small City/Town Rate 0.05%	1.05%
		West Lafayette - Tippecanoe	West Lafayette Tax Rate 1.05%	2.05%
		Union Township	Small City/Town Rate 0.05%	1.05%
		Lafayette - Union	Lafayette Tax Rate 1.07%	2.07%
		Shadeland - Union	Small City/Town Rate 0.05%	1.05%
		Wabash Township	Small City/Town Rate 0.05%	1.05%
		West Lafayette - Wabash	West Lafayette Tax Rate 1.05%	2.05%
		Washington Township	Small City/Town Rate 0.05%	1.05%
		Wayne Township	Small City/Town Rate 0.05%	1.05%
		Wea Township	Small City/Town Rate 0.05%	1.05%
		Lafayette - Wea	Lafayette Tax Rate 1.07%	2.07%
County Services	0.50%			
Fire & EMS	0.40%			
Nonmunicipal Civil Taxing Districts	0.10%			
Total County Rate	<u>1.00%</u>			

2026 Current LIT Rate

CAGIT	0.5589%
Public Safety	0.1800%
EDIT	0.4000%
Property Tax Relief	<u>0.1411%</u>
	<u>1.2800%</u>

2028 Rate

County	0.5000%
--------	---------

TIPPECANOE COUNTY, INDIANA

Estimated LIT Impact Analysis

Estimated MAX Future LIT	
	\$ 6,270,431,609
MAX LIT Rate	1.20%
LIT Revenue	\$ 75,245,179

Estimated MIN Future LIT	
	\$ 6,270,431,609
LIT Rate	0.50%
LIT Revenue	\$ 31,352,158

County Share 2026 Estimated Certified LIT	
COIT	\$ 14,240,617
PS LIT	5,228,561
EDIT	11,426,496
	<u>\$ 30,895,674</u>

Percent of Total Distribution
40.63%
46.32%
45.56%

County Share 2026 Estimated LIT Rate	
COIT	0.23%
PS LIT	0.08%
EDIT	0.18%
	<u>0.49%</u>

2026 LIT Distributions are Based on Income of

\$ 6,270,431,609

Does not include LIT estimated to be used for property tax relief (\$8,847,579 county wide in 2026)

(Prepared by FSG January 9, 2026)

TIPPECANOE COUNTY, INDIANA

Estimated Taxes

Taxpayer Residence	
West Lafayette	(1)
Tax	Rate
County Services (1)	0.50% (2)
Fire Protection & EMS	0.40%
Nonmunicipal Civil Taxing Units (3)	0.10%
Large Cities and Towns Services (≥ 3,500 pop.)	1.05%
 Total	 2.05%
 <i>If County Adopts 1.20% Services rate</i>	 2.75%

(1) Assumed rate needed.

Taxable Income	Estimated Local Income Tax - 2028
\$50,000	\$ 1,025.00
100,000	2,050.00
200,000	4,100.00

Taxable Income	Estimated Local Income Tax - 2026
\$50,000	\$ 640.00
100,000	1,280.00
200,000	2,560.00

TIPPECANOE COUNTY, INDIANA

Estimated LIT Impact Analysis

Rate Type	Rate	Estimated Annual Revenue
County Services (1)	0.50%	\$ 31,352,158
		\$ 31,352,158
Fire Protection & EMS	0.40%	\$ 25,081,726
Nonmunicipal Civil Taxing Units (3)	0.10%	6,270,432
Total County Revenue	0.50% (1)	\$ 31,352,158
Total County-Wide Taxes	1.00%	\$ 62,704,316

(1) Limited to 1.7% set by statute.

(2) Defined as Townships, Libraries, and other Civil Tax Units with ad valorem property tax levy preceding distribution year & binding review of budget.

TIPPECANOE COUNTY, INDIANA

Estimated LIT Impact Analysis
(Fire Protection & EMS Tax Rate)

Rate Type	Rate	Estimated Annual Revenue	
Fire Protection & EMS	0.40%	\$ 25,081,726	

Departments	2020 Census Service Population	2020 Census Service Sq. Miles	Allocation Calculation	Estimated Distribution (no VFD)	Estimated Distribution (includes VFD)
City of Lafayette Fire Department	70,783	30.0	71,383	\$ 5,729,693	\$ 3,934,629
Tippecanoe Emergency Ambulance Service	186,251	498.9	196,229	15,750,697	10,816,137
West lafayette Fire Department	44,595	13.6	44,867	3,601,336	2,473,068

Volunteer Departments	Population	Sq. Miles	Allocation Calculation	Estimated Distribution (no VFD)	Estimated Distribution (includes VFD)
Buck Creek VFD	6,973	45.1	7,875		434,092
Clarks Hill-Lauramie VFD	2,544	54.1	3,626		199,865
Randolph Township VFD	964	29.9	1,562		86,097
Shadeland VFD	1,757	27.4	2,305		127,052
Sheffield VFD	8,418	54.4	9,506		523,993
Tippecanoe Township VFD	9,402	48.8	10,378		572,035
Wabash Township VFD	66,152	102.7	68,206		3,759,513
Wea Township VFD	34,098	36.1	34,820		1,919,277
West Point VFD	2,175	76.1	3,697		203,779
Otterbein VFD	572	0.6	584		32,190

Distributed to each Fire Protection District, Territory, & Municipal Fire Department.

Optional for Township Departments, Volunteer Departments, & EMS Providers.

Allocation based on service population and square miles of service territory.

Population + Service Square Miles * 20

TIPPECANOE COUNTY, INDIANA

Estimated LIT Impact Analysis
(Nonmunicipal Civil Taxing Units Tax Rate)

Rate Type	Rate	Estimated Annual Revenue		
Nonmunicipal Civil Taxing Units	0.10%	\$ 6,270,432		
Townships	0.05%	2020 Census Population	(1)	Estimated Distribution (2)
Fairfield Township		53,196		\$ 895,463
Jackson Township		490		8,248
Lauramie Township		2,544		42,824
Perry Township		9,070		152,678
Randolph Township		964		16,227
Sheffield Township		3,883		65,364
Shelby Township		2,567		43,211
Tippecanoe Township		9,402		158,267
Union Township		1,757		29,576
Wabash Township		64,157		1,079,973
Washington Township		2,438		41,040
Wayne Township		1,685		28,364
Wea Township		34,098		573,981
Public Libraries	0.03%			
Otterbein Public Library		1,144		11,554
West Lafayette Public Library		44,595		450,408
Tippecanoe County Public Library		140,512		1,419,167
Waste Management (4)	0.00%			
Tippecanoe Co Solid Waste Mgmt Dist		-		-
Public Transportation	0.02%			
Greater Lafayette Public Transportation		77,000		1,254,086
Special Districts (4)	0.00%			
Battle Ground Conservancy District		-		-
Little Wea Conservancy District		-		-
	0.10%			\$ 6,270,432

(1) County Council determines whether to distribute to all units or just requesting ones.

(2) Distributed on pro rata per capita basis.

(3) Maximum 0.05% for each unit type. (\$3,135,216)

(4) Assumes no distribution.

TIPPECANOE COUNTY, INDIANA

Estimated LIT Impact Analysis
(Small Cities & Towns Tax Rate)

<u>Rate Type</u>	<u>Rate</u>	<u>Estimated Annual Revenue</u>
Small Cities and Towns Services (<3,500 pop.)	0.05% *	\$ 1,468,718 **

	<u>Distribution</u>	<u>Rate</u>	<u>Revenue</u>
Total Municipality Revenue	100%	0.05%	\$ 1,468,718
Total County Revenue	0% ***	0.00%	\$ -

* Enacted by County Council, then requested by municipality.

** Estimated City/Town Income based on population.

*** County may retain up to 75 % of revenue from tax.

<u>Small City/Town</u>	<u>2020 Census Population</u>	<u>Rate</u>	<u>Current Revenue</u>	<u>Estimated Revenue</u>	<u>0% County Distribution</u>	<u>100% City/Town Distribution</u>
Otterbein Civil Town	572 (1)	0.05%	\$ 96,555	\$ 137,790	\$ -	\$ 137,790
Battle Ground Civil Town	1,838	0.05%	314,345	442,759	-	442,759
Clarks Hill Civil Town	600	0.05%	64,250	144,535	-	144,535
Dayton Civil Town	1,330	0.05%	180,087	320,386	-	320,386
Shadeland Civil Town	1,757	0.05%	360,994	423,247	-	423,247
			<u>\$ 1,016,231</u>	<u>\$ 1,468,718</u>	<u>\$ -</u>	<u>\$ 1,468,718</u>

(1) Tippecanoe County portion.

TIPPECANOE COUNTY, INDIANA

Estimated LIT Impact Analysis

Rate Type	Maximum Rate	Estimated Maximum Annual Revenue
Large Cities and Towns Services (≥ 3,500 pop.)	1.20% *	\$ 39,995,949 **

* Enacted by City/Town Council for General Purpose.

** Estimated City/Town Income based on population.

Large City/Town	2020 Census Population	Enacted Rate	Estimated Income	Estimated 2028 LIT Revenue	2026 LIT Revenue
Lafayette Civil City	70,783	1.07%	\$ 2,558,787,816	\$ 27,379,030	\$ 27,161,999
West Lafayette Civil City	44,595	1.05%	774,207,953	8,129,184	8,035,498
				<u>\$ 35,508,213</u>	<u>\$ 35,197,497</u>